



KULSWAMI MEDICAL FOUNDATION'S

# ANANTRAO KANASE HOMOEOPATHIC MEDICAL COLLEGE & HOSPITAL

(Recognized by -Central Council of Homoeopathy, New Delhi &  
Affiliated to Maharashtra University of Health Sciences, Nashik)

Alephata, Tal - Junnar, Dist - Pune, Pin- 412411, Tel- 7028196080, E-mail-akhmcr@hotmail.com, Website-www.akhmc.org

Principal : Dr. GHOLAP K.V. M. D. (Hom.),CCMP.

## DEPT. OF PATHOLOGY

### Departmental Teaching Staff

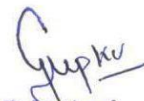
- Associate Prof. & H.O.D. :- Dr.Gholap Radhika K.
- Assistant Prof. :- Dr. Shinde Jyoti P.

### AREA STATEMENT (SIZE)

S. No.	Items	CCH Requirement	Available	Room No.	Location	Remark
1	HOD Room	90 sq.mt.	15.5 sq. mt	504	Building No.2 First Floor	9.08 sq.mt. Extra
2	Laboratory		68.08 sq. mt	507	Building No.2 First Floor	
3	Museum cum Demonstration Room		15.5 sq. mt	503	Building No.2 First Floor	
Total Area = 99.08 Sq.mt.						

- 1 -



  
Principal  
Anantrao Kanase Homoeopathic  
Medical College & Hospital  
Alephata



KULSWAMI MEDICAL FOUNDATION'S

# ANANTRAO KANASE HOMOEOPATHIC MEDICAL COLLEGE & HOSPITAL

(Recognized by -Central Council of Homoeopathy, New Delhi &  
Affiliated to Maharashtra University of Health Sciences, Nashik)

Alephata, Tal - Junnar, Dist - Pune, Pin- 412411, Tel- 7028196080, E-mail-akhmcr@hotmail.com, Website-www.akhmc.org

Principal : Dr. GHOLAP K.V. M. D. (Hom.),CCMP.

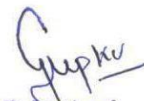
## DEPT. OF PATHOLOGY

### INSTRUMENTS & EQUIPMENTS

S. No.	Items	CCH Requirement	Available
1	Hot air oven (50°C) for special standing	1	1
2	Centrifuge Machine electric Rotofix	2	2
3	Water Bath, Electric	4	4
4	Glass ware	As required	431
	Stains		4
	Chemical Regents for Histopathology		48
	Conical Flask		10
	Beakers		21
	Pipettes		28
	Droppers		26
	Test Tube		159
	Slides		92
	Round Bottale Flask		24
	Petri Dish		19
5	Incubator	2	2
6	Hamocytometer with RBC & WBC Pipettes	25	36
7	Haemoglobinometer Sahil's Type	25	30
8	Autoclave Electric	2	2
9	Anaerobic apparatus	2	2
10	Stopwatch ½ sec	2	5
11	pH meter	1	1
12	Microscope with oil immersion	25	27
13	High Speed Centrifuge for serological/Hematological work	1	1
14	ESR Westergreen/ wintrobe	02 sets each	12 Sets & 30 sets
15	Colony Counter	1	1
16	Material for preparation of media	As required	Stored insufficient
17	Material for preparation of Stain	-do-	Stored in Sufficient
18	Coplin Jars	2	2
19	Computer with accessories	1	1

- 2 -



  
Principal  
Anantrao Kanase Homoeopathic  
Medical College & Hospital  
Alephata



KULSWAMI MEDICAL FOUNDATION'S

# ANANTRAO KANASE HOMOEOPATHIC MEDICAL COLLEGE & HOSPITAL

(Recognized by -Central Council of Homoeopathy, New Delhi &  
Affiliated to Maharashtra University of Health Sciences, Nashik)

Alephata , Tal - Junnar, Dist - Pune, Pin- 412411, Tel- 7028196080, E-mail-akhmcr@hotmail.com, Website-www.akhmc.org

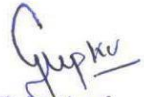
Principal : Dr. GHOLAP K.V. M. D. (Hom.),CCMP.

## DEPT. OF PATHOLOGY

20	Machine for estimation of blood sugar /serological test	1	1
21	Pathological Specimens	25	43
22	Slides & Transparency		85+100
23	Total Number of Charts		75
24	Details of Furniture's		19
25	Books		25
26	Models		05

- 3 -



  
Principal  
Anantrao Kanase Homoeopathic  
Medical College & Hospital  
Alephata



KULSWAMI MEDICAL FOUNDATION'S

# ANANTRAO KANASE HOMOEOPATHIC MEDICAL COLLEGE & HOSPITAL

(Recognized by -Central Council of Homoeopathy, New Delhi &  
Affiliated to Maharashtra University of Health Sciences, Nashik)

Alephata , Tal - Junnar, Dist - Pune, Pin- 412411, Tel- 7028196080, E-mail-akhmcr@hotmail.com, Website-www.akhmc.org

Principal : Dr. GHOLAP K.V. M. D. (Hom.),CCMP.

## DEPT. OF PATHOLOGY

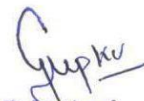
### Departmental Library

Total- 25

Sr.No.	Name of Books	Author
1	Text Book of Pathology	Robbim
2	Test book of Microbiology	Ananrhnarayan & Panikers
3	Text book of Parasitology	Panikers
4	Text book of Pathology	Horshmohan
5	MCQ in Microbiology	Dr. Nair & Sheth
6	Atlas of Histology	Victor Eroschened
7	Microbiology	Petor
8	Essential of Surgical Pathology	Das Gupta
9	Practical Physiology & Pathology	Verma
10	Guide to Pathology	A.K.Sharma
11	Pathology quick Review & MCQ	Harsh Mohan
12	Solved Paper of Pathology	Jain Publition
13	Text book of Pathology	Dr. Harbaksh Sing
14	Parasitology	Chatterjee
15	Pulmonary Function test in health & disease	Shankar PS
16	Atlas of Histology	Difeores
17	Medical Laboratory Technology	Sood
18	Medical Lab technology I & II	Kani A. Mukharjee
19	Practical haematology	Dacie & Lewis
20	General Pathology	Bhende
21	Pathology Illustrated	Macterlave & Reid
22	A Textbook of Pathology	Day & Dan
23	Practical Record Book Vol I,II	MUHS Nashik
24	Practical Record Book Vol I,II	MUHS Nashik
25	Essentials Of Medical Microbiology	Satrapy & Bhat

- 4 -



  
Principal  
Anantrao Kanase Homoeopathic  
Medical College & Hospital  
Alephata



KULSWAMI MEDICAL FOUNDATION'S

# ANANTRAO KANASE HOMOEOPATHIC MEDICAL COLLEGE & HOSPITAL

(Recognized by -Central Council of Homoeopathy, New Delhi &  
Affiliated to Maharashtra University of Health Sciences, Nashik)

Alephata, Tal - Junnar, Dist - Pune, Pin- 412411, Tel- 7028196080, E-mail-akhmcr@hotmail.com, Website-www.akhmc.org

Principal : Dr. GHOLAP K.V. M. D. (Hom.),CCMP.

## DEPT. OF PATHOLOGY

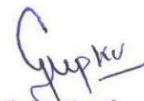
### List of Chemical

Total -54

Sr. No.	Name of Chemical	Qty
1	Iodine M/10 50nn	2
2	Maltose	1
3	Methyl violet	1
4	Methyl Vblue	1
5	Fauchets Reagent	1
6	Sodium Nitrite	1
7	Nylenders Reagenl	1
8	D - xylose	1
9	Safranine Alcoholic	3
10	WBC dil fluid	2
11	EDTS	2
12	Barfods Reagent	2
13	Glycerol	2
14	Acetic Acid glacial	47
15	Sodium Notroprusside	2
16	Ammonia 50 n	2
17	Dextrine white	1
18	Starch	1
19	Soyabean meal	1
20	Joeklean meal	1
21	DC - 1 mannitol	1
22	Benedicts reagent	1
23	Copper oxide red	1
24	Diazo reagent	1
25	Glucose reagent	1
26	Leishmans stain	1
27	Phosphotunqstic Acid	1
28	Nutrient agar	1
29	Macconkeys Agar	1
30	Blood Agar	1

- 5 -



  
Principal  
Anantrao Kanase Homoeopathic  
Medical College & Hospital  
Alephata



KULSWAMI MEDICAL FOUNDATION'S

# ANANTRAO KANASE HOMOEOPATHIC MEDICAL COLLEGE & HOSPITAL

(Recognized by -Central Council of Homoeopathy, New Delhi &  
Affiliated to Maharashtra University of Health Sciences, Nashik)

Alephata, Tal - Junnar, Dist - Pune, Pin- 412411, Tel- 7028196080, E-mail-akhmcr@hotmail.com, Website-www.akhmc.org

**Principal : Dr. GHOLAP K.V. M. D. (Hom.),CCMP.**

## DEPT. OF PATHOLOGY

31	RBC dil fluid	1
32	Ammonium Sulphate	1
33	Feric choride	2
34	Dil HCL	1
35	Acetone detection powder	1
36	Carbol Fubsin Strong	1
37	Silver Nitrate LR	1
38	Tri - chloroacetic acid	1
39	Sulphoric acid	1
40	Lead Acetate	1
41	Ammonium Sulphide (50 n)	1
42	Nitric Acid	1
43	Fauchets reagent	1
44	Benzidine powder LR	1
45	Eryscreen Blood Adiserra	1
46	Sulpho - Salicyclic acid	1
47	Acetone	1
48	HCL 1/10	1
49	Sulphoric acid 20%	1
50	Solution 501 n 1/10	1
51	Sulphur powder	1
52	Fehlings Solution	2
53	Geletine powder	1
54	Distilled water	1

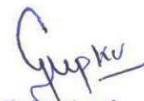
**List of Charts**

**Total - 75**

SR.NO	LIST OF CHART REVERSED
1	Chemical Mediators
2	Chemical Mediators & it's sources
3	Types of shock
4	Difference between Necrosis and Apoptosis
5	Pathogenesis of Necrosis and Apoptosis - 1
6	Sickle cell Anemia

- 6 -



  
**Principal**  
Anantrao Kanase Homoeopathic  
Medical College & Hospital  
Alephata



KULSWAMI MEDICAL FOUNDATION'S

# ANANTRAO KANASE HOMOEOPATHIC MEDICAL COLLEGE & HOSPITAL

(Recognized by -Central Council of Homoeopathy, New Delhi &  
Affiliated to Maharashtra University of Health Sciences, Nashik)

Alephata , Tal – Junnar, Dist – Pune, Pin– 412411, Tel- 7028196080, E-mail-akhmcr@hotmail.com, Website-www.akhmc.org

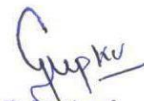
**Principal : Dr. GHOLAP K.V. M. D. (Hom.),CCMP.**

## DEPT. OF PATHOLOGY

7	Acute leukemia : Peripheral smear
8	Classification of Staphylococcus
9	Classification of Staphylococcus aureus
10	Morphology of cells
11	Adaptation of cells - 1
12	Cell death
13	Elements of cell
14	Atherosclerosis ( a & b )
15	Bacteria shapes
16	Pathogenesis of Necrosis and Apoptosis - 2
17	Adaptation of cells - 2
18	Infection caused by Staphylococcus aureus
19	Cell injury - 1
20	The soluble signals of inflammation
21	Type II hypersensitivity – I
22	Primary Mediators & Secondary Mediators – Inflammatory Mediators.
23	Phase of Phagocytosis
24	Classification of Gram Positive Species
25	Pneumonia
26	Asthma pathophysiology flow chart
27	Types of Hepatitis virus
28	Tuberculosis - 1
29	Tuberculosis - 2
30	Respiratory system (Disorder )
31	Obstructive Respiratory Disorder – Emphysema
32	Pathogenesis of Asthma
33	Chronic Bronchitis and Emphysema
34	Hypertrophy and Hyperplasia
35	Type II hypersensitivity – 2
36	Thrombosis
37	Free radical generation
38	Classification of Edema
39	Classification of culture media
40	Body fluid compartments
41	Differential medium Mac Conkey's Agar
42	Simplified bacteria diagram

-7-



  
Principal  
Anantrao Kanase Homoeopathic  
Medical College & Hospital  
Alephata



KULSWAMI MEDICAL FOUNDATION'S

# ANANTRAO KANASE HOMOEOPATHIC MEDICAL COLLEGE & HOSPITAL

(Recognized by -Central Council of Homoeopathy, New Delhi &  
Affiliated to Maharashtra University of Health Sciences, Nashik)

Alephata , Tal – Junnar, Dist – Pune, Pin– 412411, Tel- 7028196080, E-mail-akhmcr@hotmail.com, Website-www.akhmc.org

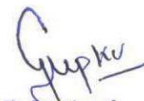
Principal : Dr. GHOLAP K.V. M. D. (Hom.),CCMP.

## DEPT. OF PATHOLOGY

43	How free radicals are formed
44	Chemical mediator of Inflammation
45	Shapes of bacteria – 1
46	Pathological and Non Pathological classification of gangrene
47	Gram Positive Cocci and Gram Positive Bacilli
48	Enriched medium
49	Enrichment medium
50	Different types of hemolysis on blood agar
51	Miscellaneous Bacteria
52	Gram Positive Bacteria
53	Nature and effects of Apoptosis and Necrosis
54	Type II Hypersensitivity - 3
55	Hypersensitivity reactions – types
56	Cell injury – 2
57	Gram Negative Bacteria
58	Bacteria -Presence of cell wall
59	Bacteriology
60	Bacteria differ as per structure
61	Shapes of Bacteria - 2
62	Types of shock – it's etiology and underlying pathology
63	Life cycle of Ascaris
64	Mycobacterium Tuberculosis
65	Tetanus
66	Mechanism of Apoptosis
67	Pathogenesis of Hypersensitivity
68	Pneumococci
69	Ultra structural changes during cell injury due to Hypoxia / Ischemia
70	Life cycle of TrichurisTrichuria
71	Flow chart of Inflammatory events
72	Enterobacteriaceae II shigella
73	Types of gangrene
74	Congestive heart failure and its effects
75	Pathogenesis of Amyloid deposition

- 8 -



  
Principal  
Anantrao Kanase Homoeopathic  
Medical College & Hospital  
Alephata





KULSWAMI MEDICAL FOUNDATION'S

# ANANTRAO KANASE HOMOEOPATHIC MEDICAL COLLEGE & HOSPITAL

(Recognized by -Central Council of Homoeopathy, New Delhi &  
Affiliated to Maharashtra University of Health Sciences, Nashik)

Alephata , Tal - Junnar, Dist - Pune, Pin- 412411, Tel- 7028196080, E-mail-akhmcr@hotmail.com, Website-www.akhmc.org

Principal : Dr. GHOLAP K.V. M. D. (Hom.),CCMP.

## DEPT. OF PATHOLOGY

SR.NO	PATHOLOGY MODELS
1	Filariasis
2	Malarial life cycle - 1
3	Malarial life cycle - 2
4	Filariasis life cycle
5	Sign and symptoms.


## DETAILS OF GLASSWARE

Total- 431

Sr.No	Material	Availability
1	E.S.R TUBES Wintrob's	2 with stand
2	E.S.R TUBES Westergrens	5 with stand
3	Big test tubes	151
4	Small test tubes	12
5	Measuring Cylinder	22
6	Conical flask	18
7	Glass bottles	8
8	Petri dish	32
9	Round bottom flask	15
10	Beaker - 50 ml	5
	250 ml	3
	500 ml	13
	100 ml	1
11	Fluid separating funnel	7
12	Funnel (Regular)	19
13	Magnifying glasses	1
14	Graduated pipette	0
15	Cover slip	0
16	Glass slides	87
17	Capillary tubes	30

- 9 -



  
Principal  
Anantrao Kanase Homoeopathic  
Medical College & Hospital  
Alephata



KULSWAMI MEDICAL FOUNDATION'S

# ANANTRAO KANASE HOMOEOPATHIC MEDICAL COLLEGE & HOSPITAL

(Recognized by -Central Council of Homoeopathy, New Delhi &  
Affiliated to Maharashtra University of Health Sciences, Nashik)

Alephata , Tal - Junnar, Dist - Pune, Pin- 412411, Tel- 7028196080, E-mail-akhmcr@hotmail.com, Website-www.akhmc.org

Principal : Dr. GHOLAP K.V. M. D. (Hom.),CCMP.

## DEPT. OF PATHOLOGY

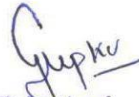
### Details Of Furniture

Total - 19

Sr.No	List of Furniture	Place	Quantity
1	Fan	Pathology Lab	1
		Pathology HOD	1
2	Wooden Rack	Pathology Lab	1
		Pathology HOD	1
		Museum cum	4
3	Table with chair	Pathology Lab	1 + 4
4	Tube Lights	Pathology HOD Room	1
		Pathology Lab	2
5	CCTV Camera	Pathology Lab	1
6	Metal Rank	Pathology Museum	2

- 10 -



  
Principal  
Anantrao Kanase Homoeopathic  
Medical College & Hospital  
Alephata